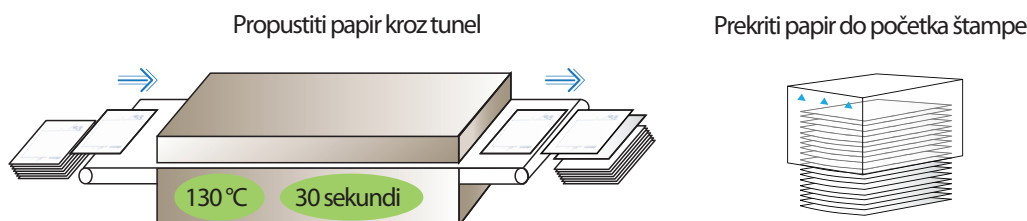


Preslikači na hladno

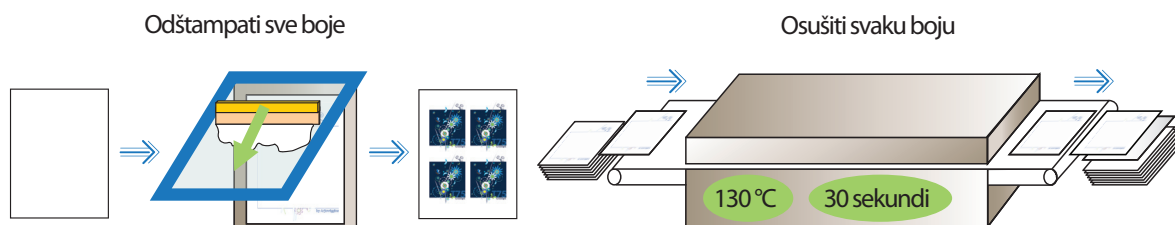
korak 1



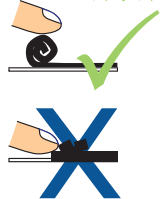
korak 2



korak 3

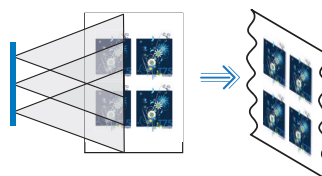


Napraviti test osušenosti otiska




Prekriti otiske posle svake boje zbog preciznijeg pasovanja

Nakon poslednje boje, nanosi se štampanje lepilo ili lepilo u prahu radi bolje otpornosti na pranje i habanje.

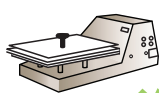
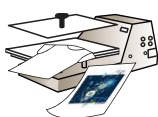


Odštampane otiske spakovati u plastičnu kesu


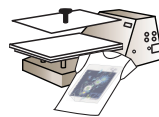


korak 4

Transfer preslikača možete uraditi i 6 meseci nakon štampe



170 - 180°C
2,5 - 3 Bar
5 - 15 Sekundi



Sačekajte dok se potpuno ne ohladi

SYMBOL

Subotica
Tel: +381(0) 24 643100
symbol@symbol.rs
www.symbol.rs

Beograd
Tel: +381(0) 11 2891977
Novi Sad
Tel: +381(0) 21 6742260

GRAPHIC CENTER

Zagreb
Tel: +385(0) 1 2987044
office@graphiccenter.hr
www.graphiccenter.hr